

Basic Arabic Grammar for Non-Arabic Speakers

By Dr. Ali Elzeiny

<http://WISchool.net>

email: hw@WISchool.net

Edition 8.0. For the sake of Allah. No Copy Rights.

Table of Contents

1. Basic Introduction	4
Rule (101): The Arabic letters have three types of orders.	4
Rule (110): Types of Words:	4
Rule (120): The Three Harakat Tashkil (الْحَرَكَاتُ الثَّلَاثَةُ):	4
Rule (130): Non Harakat Tashkil:	4
Rule (140): Tanwin (التَّنْوِينُ):	5
Rule (150): Two types of Ta'a:	5
Rule (160): Mud letters, i.e. vowels:	5
Rule (170): Types of Hamza:	5
Rule (180): Types of Lam:	6
Rule (190): Built in Sokon and Harakat	6
2. The Nouns	7
Rule (210): Nouns are divided by gender and count:	7
Rule (220): Notes about single nouns and how to convert them.....	8
Rule (230): Notes about dual nouns and how to convert them.....	8
Rule (235): Notes about regular plural nouns and how to convert them.	8
(Rule 237) Nouns Driven from Verbs.....	9
Rule (240): Irregular plural nouns.....	10
Rule (250): How to identify the gender and the count of a noun	11
Rule (260): Nouns are also divided by intellect and definite, as follows:	12
Rule (270): The nouns ending with Alif-Maqsoora are called (الإِسْمُ الْمَقْصُورُ) Maqsoor Noun	12

Rule (280): The nouns that can't have Tanwin or Kasra (Surf is forbidden)	12
Rule (285): The nouns that can't have Tanwin but can have Kasra.....	14
Rule (290): Mark of nouns (عَلَامَةُ الْإِعْرَابِ) based on their grammatical classification, i.e. I3rab (الْإِعْرَابِ).....	14
Rule (295): A noun qualifying (or specifying) another noun (مُضَافٌ وَمُضَافٌ إِلَيْهِ)...	15
3. Prepositions (حُرُوفُ الْجَرِّ)	16
Rule (310): The articles.....	16
Rule (320): Position and I3rab	17
Rule (330) Not all prepositions have to express relative location or time	17
Rule (340): The Vocative particle and the Addressed (حَرْفُ النَّدَاءِ وَالْمُنَادَى).....	17
4. Adjective and Described Noun (صِفَةٌ وَمَوْصُوفٌ)	17
Rule (410): Comparative and superlative adjectives.....	17
Rule (420): Position and I3rab.	18
5. The Noun Sentence (الْجُمْلَةُ الْإِسْمِيَّةُ)	20
Rule (505): The noun sentence starts with a noun or a pronoun.....	20
Rule (510): The structure of the noun sentence	20
Rule (520): Notes about Mobtada'a and Khabar.	21
Rule (530): The default case of both Mobtada'a and Khabar is Marfo3 (مَرْفُوعٌ)...	21
Rule (540): If the Mobtada'a is preceded by one article from the family of Inna (إِنَّ), then the Mobtada'a is Mansob and the Khabar is Marfo3	21
Rule (550): If the Mobtada'a is preceded by one article from the family of Kana Mobtada'a is Marfo3 and the Khabar is Mansob.	21
Rule (580): The examples below will show you the difference between Noun + Adj versus Mohtada'a +Khabar	22
6. Pronouns and Possessions.....	23
Rule (610): Pronouns and possessions based on count, gender and category (الضَّمَائِرُ وَالْمِلَكِيَّةُ).	23

Rule (620): The Relative pronouns (الأسماء الموصولة).....	25
7. Interrogatives and Conjunctions.....	27
Rule (710): The Interrogatives articles.....	27
8. Conjunctions (حُرُوفُ العَطْفِ)	27
Rule (810): Definitions:	27
9. To Do	27
10. The Verb Sentences.....	27
Rule (1010): Verbs are divided by many criteria.....	27
Rule (1020): Verbs are divided by tense and type as follows:.....	28
Rule (1030): The verb sentence structure	28
Rule (1040): I3rab of the default case subject	28
Rule (1050): I3rab of the default case object	28
Rule (1060): Attachment of female Ta'a to past tense verbs.....	28
Rule (1070): Attachment of female Ta'a to present tense verbs.	29
Rule (1080): The future tense is made of the present tense after attaching the letter seen (سَ) to the beginning.	29
Rule (1090): Finding out what is subject and what is object.....	30
11. Verbs in Noun Sentences.....	30
Rule (1110): The default sentence structure	30
Rule (1120): The root for any verb	30
Rule (1130): Rules for the standard verb - case of single pronoun	31
Rule (1150): Notes on the table for the perfect sound verbs.	32
Rule (1170): Double pronouns' table for the past tense verb "x thanked y"	33
Rule (1180): Double pronouns' table for the past tense verb "x thanked self" ..	33
Rule (1190): Double pronouns' table for the present tense verb "x thank y"	34
Rule (1200): Double pronouns' table for the past tense verb "x thanked self" ..	35

1. Basic Introduction.

Rule (101): The Arabic letters have three types of orders.

1. Based on alphabet (الترتيب الأبجدي)

أ، ب، ج، د، هـ، و، ز، ح، ط، ي، ك، ل، م، ن، س، ع، ف، ص، ق، ر، ش، ت، ث، خ، ذ، ض، ظ، غ

2. Based on spelling (الترتيب الهجائي)

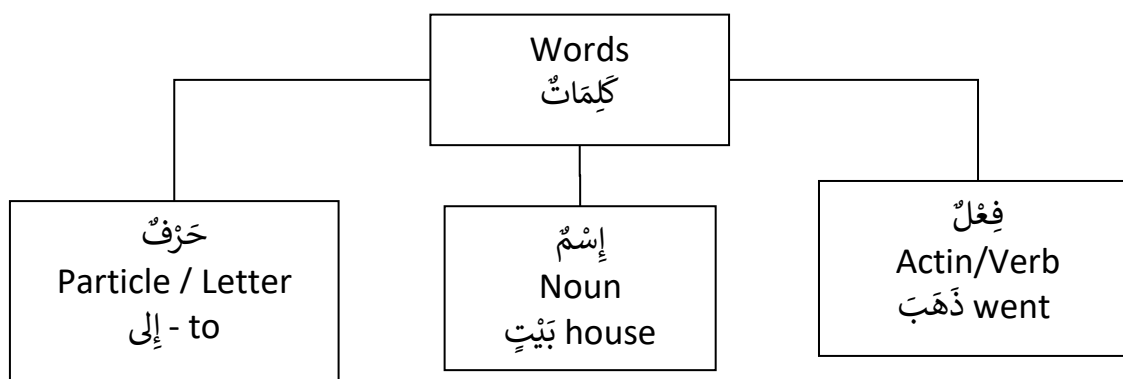
أ، ب، ت، ث، ج، ح، خ، د، ذ، ر، ز، س، ش، ص، ض، ط، ظ، ع، غ، ف، ق، ك، ل، م، ن، هـ، و، ي

3. Based on sound (الترتيب الصوتي)

أ، ع، ح، هـ، خ، غ، ق، ك، ج، ش، ض، ص، س، ز، ط، ت، د، ظ، ذ، ث، ر، ل، ن، ف، ب، م، و، ي، أ

Rule (110): Types of Words:

The Arabic language is made up of words and these words are of three types:



Rule (120): The Three Harakat Tashkil (الْحَرَكَاتُ الثَّلَاثَةُ):

Kasra (كَسْرَةٌ)	Damma (ضَمَّةٌ)	Fatha (فَتْحَةٌ)
(i)	(u)	(a)

Rule (130): Non Harakat Tashkil:

Sukoon	سُنْ	سُكُونٌ
Shaddah	سَّ	شَدَّةٌ

Example for Sukoon: بَيْتٍ

Example for Shaddah: الشَّمْسُ

Rule (140): Tanwin (التَّنْوِينُ):

When vowel markings are doubled at the end of a word, they are called Taeween (تَنْوِينٌ).

Two Fathas – (an)	سَّ	فَتْحَتَانِ	محمداً
Two Dhammas – (on)	سُّ or ٴ	ضَمَّتَانِ	محمدٌ
Two Kasras – (in)	سِ	كَسَرَتَانِ	محمدٍ

Notes:

1. The additional vowel at the end of a word sounds like a نْ (noon Sakina) that is only pronounced and not written. e.g. مَسْجِدٌ – مَسْجِدُنْ
2. In the case of Two Fatha Tanwin, we add Alif and the Tanwin could be written on the top of this added Alif. Example (محمداً). The exception case, where no Alif is added, are when the end letter is Ta'a Marbota (ةً). Another exception is the Hamza (ءَ) but it also can be done both ways (مَاءً) or (مَاءِ).

Rule (150): Two types of Ta'a:

- A. Ta'a Maftoha is always pronounced the same whether you stop or you continue. Example (بِنْتٌ).
- B. Ta'a Marbota is pronounced as Ha'a if you stop at it, otherwise it is pronounced at Ta'a. Example (قِطَّةٌ).

Rule (160): Mud letters, i.e. vowels:

They are three (ا و ي). The Alif is preceded by Fatha, the Waw is preceded by Damma and the Ya'a is preceded by Kasra.

Rule (170): Types of Hamza:

The Hamzah that comes at the beginning of a word are two kinds:

- A. Qat3 Hamza: Always pronounced. The Hamza is written on the top of the Alif if it is Fatha (أَحْمَدُ) or Damma (أَخْرَجَ), and at the bottom if Kasra (أَلْعَبَ).
- B. Wasl Hamza: Not pronounced unless you start reading with it. Example (أَشْكُرُ). No Hamza is written on the top or bottom of the Alif.

Notes:

1. The way to recognize what is the kind of Hamza, you look at the mark on the top or bottom of the Alif. If it is Hamza, then it is Qat3 Hamza (أِ), otherwise it is Wasl Hamza (آ).

2. The Alif of the Alif-Lam that comes at the begging of nouns is always Wasl Hamza. If you start reading from it, then it is pronounced as Fatha. Example (أَلَيْبَتْ) (مَعَ أَلَيْبَتْ).
3. The sound of the Wasl Hamzah depends on the Harakah of the third letter. If it is Damma, then it is pronounced as Damma, otherwise it is pronounced like Kasra.

Rule (180): Types of Lam:

A. Moon Lam. Always pronounced. Example (أَلْقَمَرُ). There will be sokon on the top of the Lam. Moon Lam is not followed by Shadda.

The letters are: أ، ب، ج، ح، خ، ع، غ، ف، ق، ك، م، ه، و، ي

Oranges	أَلْبُرْتُقَالُ	Teeth	أَلْأَسْنَانُ
Horse	أَلْحِصَانُ	Carrot	أَلْجَزْرُ
Flag	أَلْعَلْمُ	Lam	أَلْخُرُوفُ
Opener	أَلْفَاتِحَةُ	Deer	أَلْعَزَالُ
Book	أَلْكِتَابُ	Pend or pencil	أَلْقَلَمُ
Telephone	أَلْهَاتِفُ	Quran Book	أَلْمِصْحَفُ
Hand	أَلْيَدُ	Flowers	أَلْوَرْدُ

B. Sun Lam. Not pronounced. Example (أَلشَّمْسُ). The letter after the Lam has Shaddah. The Lam will have no Harakah on the top.

The letters are: ت، ث، د، ذ، ر، ز، س، ش، ص، ض، ط، ظ، ل، ن

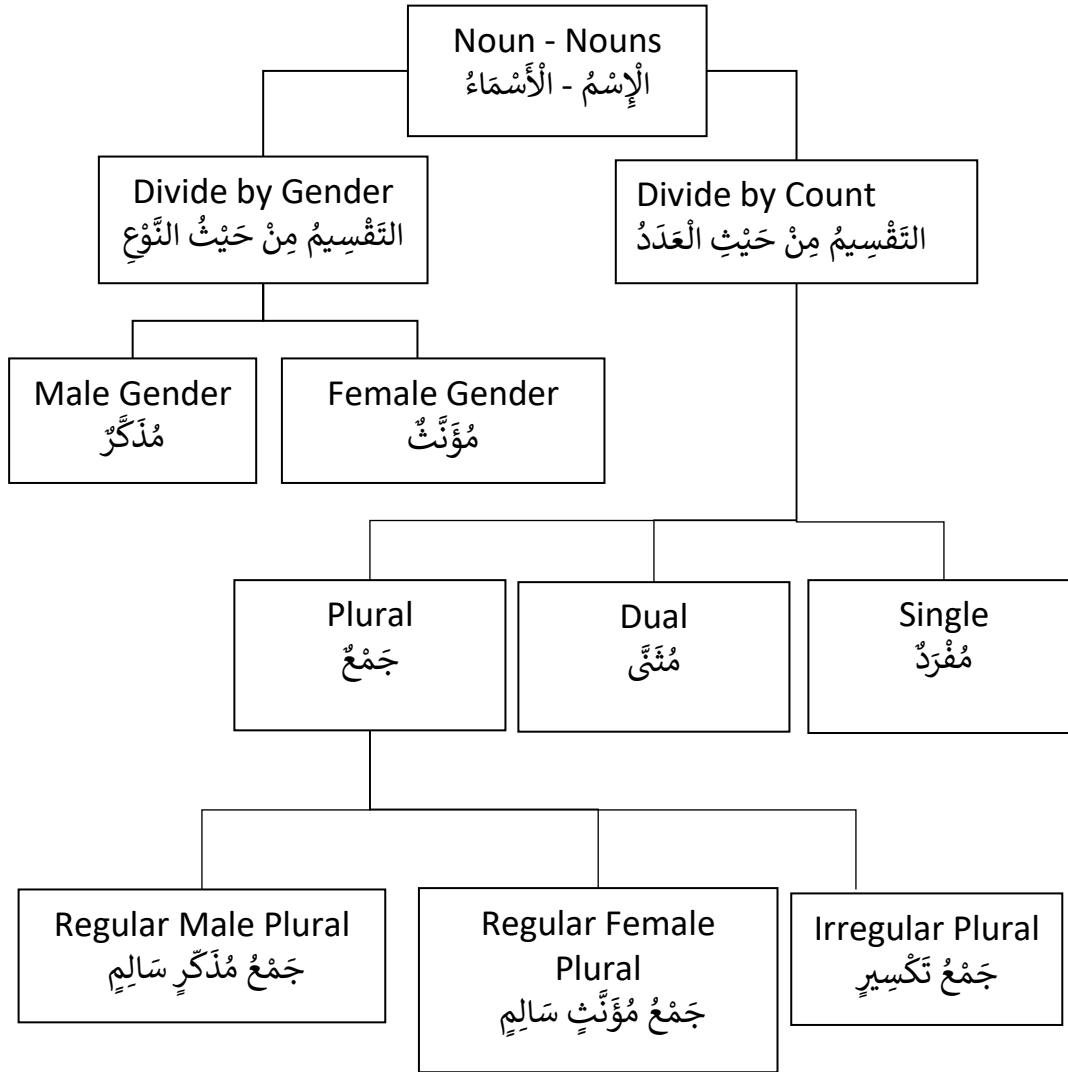
Fox	أَلثَّغَلْبُ	Sun	أَلشَّمْسُ
Apple	أَلتَّفَاحُ	Rocket	أَلصَّارُوخُ
Bear	أَلدَّبُ	Frog	أَلضَّفَدَعُ
Wolf	أَلدِّبُ	Airplane	أَلطَّيَّارَةُ
Pomegranate	أَلرَّمَانُ	Envelop	أَلظَّفُ
Flower	أَلزَّهْرَةُ	Lemon	أَللَّيْمُونُ
Car	أَلسَّيَّارَةُ	Light	أَلنُّورُ

Rule (190): Built in Sokon and Harakat

Built in Skoon and Harakat are the ones who don't change at all regardless of I3rab

2. The Nouns

Rule (210): Nouns are divided by gender and count:



Examples:

Properties		Examples	Translation
مُدَكَّرٌ	Masculine	طَالِبٌ	Student ^{1M}
مُؤَنَّثٌ	feminine	طَالِبَةٌ	Student ^{1F}

Properties		Examples	Translation
مُفْرَدٌ	Singular	طَالِبٌ	Student ^{1M}
مُتَنِّى	dual	طَالِبَانِ	Students ^{2M}
جَمْعٌ	plural	طُلَّابٌ	Students ^{3+M}

Rule (220): Notes about single nouns and how to convert them.

1. The regular single female nouns end with the female Ta'a (تَاءُ التَّأْنِيثِ).
بِنْتُ Girl ، شَجْرَةٌ Tree ، لَاعِبَةٌ Player^{1F} ، مَدْرَسَةٌ School
2. Irregular single female nouns don't end with the female Ta'a (تَاءُ التَّأْنِيثِ).
شَمْسٌ Sun ، لَيْلَى Female Name ، نَفْسٌ Soul
3. To convert singular regular female noun into singular male noun, we remove the female Ta'a and vice versa.
لَاعِبَةٌ ↔ لَاعِبٌ Player كَاتِبَةٌ ↔ كَاتِبٌ Writer
4. Not all female nouns have male counterpart, such as
بِنْتُ Girl ، شَجْرَةٌ Tree ، شَمْسٌ Sun ، لَيْلَى Female Name ، مَدْرَسَةٌ School ، عَرَفَةٌ Room
5. Not all male nouns have female counterpart, such as
وَلَدٌ Boy ، رَجُلٌ Man ، جَامِعٌ Mosque ، مَسْجِدٌ Mosque

Rule (230): Notes about dual nouns and how to convert them.

1. All dual nouns are made of the single noun with either Alif- Noon (أَيْنِ) or Ya'a Noon (يَيْنِ) added. No exceptions.
طَالِبٌ ↔ طَالِبَانِ، طَالِبَتَيْنِ Student
2. In the case of dual female nouns, the female Ta'a (تَاءُ التَّأْنِيثِ) is followed by, either Alif- Noon (تَانِ) or Ya'a Noon (تَيْنِ). The femal Ta'a Marbota (ة) changes into Ta'a Maftooha (ت)

بِنْتُ ↔ بِنْتَانِ Girl	شَجْرَةٌ ↔ شَجَرَتَانِ Tree	لَاعِبَةٌ ↔ لَاعِبَتَانِ Player ^{1F}	مَدْرَسَةٌ ↔ مَدْرَسَتَانِ School
بِنْتُ ↔ بِنْتَيْنِ	شَجْرَةٌ ↔ شَجَرَتَيْنِ	لَاعِبَةٌ ↔ لَاعِبَتَيْنِ	مَدْرَسَةٌ ↔ مَدْرَسَتَيْنِ

3. To convert dual female noun into dual male nouns we remove the female Ta'a and vice versa.
كَلْبَانٌ ↔ كَلْبَتَانِ Dogs
4. Dual names can't have Tanwin whether they have Alif-Lam or Ya'a-Lam.

كَلْبَانِ	كَلْبَانِ	كَلْبَيْنِ	كَلْبَيْنِ Dogs
-----------	-----------	------------	-----------------

Rule (235): Notes about regular plural nouns and how to convert them.

1. Regular male plural nouns are made of the singular form with either Waw Noon (وُنْ) or Ya'a Noon (يُنْ) added at the end.
لَاعِبٌ ↔ لَاعِبُونَ، لَاعِبِينَ Writer | كَاتِبٌ ↔ كَاتِبُونَ، كَاتِبِينَ Player
2. Regular female plural nouns are made of the singular form with the Alif Ta'a (ات) replacing the female Ta'a at the end.

بَقْرَةٌ ↔ بَقَرَاتٌ	كَاتِبَةٌ ↔ كَاتِبَاتٌ	لَاعِبَةٌ ↔ لَاعِبَاتٌ
----------------------	------------------------	------------------------

3. To convert regular male plurals, remove the Alif Ta'a (ا) and replace them by either Waw Noon (وَن) or Ya'a Noon (يَن), and vice versa.

Writers كَاتِبَاتٌ ↔ كَاتِبُونَ, كَاتِبِينَ | Players لَاعِبَاتٌ ↔ لَاعِبُونَ, لَاعِبِينَ

4. Regular male plural nouns can't have Tanwin and they end with built in fatha.

لَاعِبُونَ, لَاعِبُونَ

(Rule 237) Nouns Driven from Verbs

- A. Subject nouns driven from verbs (إِسْمٌ فَاعِلٌ) are always regular plurals.

Verb past tense (root)	Did	Drank	Farmed	Played	Slept	Envied
Translation	فَعَلَ	شَرَبَ	زَرَعَ	لَعِبَ	نَامَ	حَسَدَ
Singular Male 1M	فَاعِلٌ Doer	شَارِبٌ Drinker	زَارِعٌ Farmer	لَاعِبٌ Player	نَائِمٌ Sleeper	حَاسِدٌ Envier
Singular Female 1F	فَاعِلَةٌ	شَارِبَةٌ	زَارِعَةٌ	لَاعِبَةٌ	نَائِمَةٌ	حَاسِدَةٌ
Double Male (1) 2M	فَاعِلَانِ	شَارِبَانِ	زَارِعَانِ	لَاعِبَانِ	نَائِمَانِ	حَاسِدَانِ
Double Male (2) 2M	فَاعِلَيْنِ	شَارِبَيْنِ	زَارِعَيْنِ	لَاعِبَيْنِ	نَائِمَيْنِ	حَاسِدَيْنِ
Double Female (1) 2F	فَاعِلَتَانِ	شَارِبَتَانِ	زَارِعَتَانِ	لَاعِبَتَانِ	نَائِمَتَانِ	حَاسِدَتَانِ
Double Female (2) 2F	فَاعِلَتَيْنِ	شَارِبَتَيْنِ	زَارِعَتَيْنِ	لَاعِبَتَيْنِ	نَائِمَتَيْنِ	حَاسِدَتَيْنِ
Plural Male (1) 3+M	فَاعِلُونَ	شَارِبُونَ	زَارِعُونَ	لَاعِبُونَ	نَائِمُونَ	حَاسِدُونَ
Plural Male (2) 3+M	فَاعِلِينَ	شَارِبِينَ	زَارِعِينَ	لَاعِبِينَ	نَائِمِينَ	حَاسِدِينَ
Plural Female 3+F	فَاعِلَاتٌ	شَارِبَاتٌ	زَارِعَاتٌ	لَاعِبَاتٌ	نَائِمَاتٌ	حَاسِدَاتٌ

Note: (1) Marfo3 and (2) is Mansob or Majror

B. Object nouns driven from verbs (إِسْمٌ مَّفْعُولٍ) are always regular plurals.

Verb past tense (root)	Did	Drank	Farmed	Played	Envied
Translation	فَعَلَ	شَرَبَ	زَرَعَ	لَعِبَ	حَسَدَ
Singular Male 1M	مَفْعُولٌ Done to Object	مَشْرُوبٌ Drink	مَزْرُوعٌ Farmed Plant	مَلْعُوبٌ Played With Object	مَحْسُودٌ Envied Person
Singular Female 1F	مَفْعُولَةٌ	مَشْرُوبَةٌ	مَزْرُوعَةٌ	مَلْعُوبَةٌ	مَحْسُودَةٌ
Double Male (1) 2M	مَفْعُولَانِ	مَشْرُوبَانِ	مَزْرُوعَانِ	مَلْعُوبَانِ	مَحْسُودَانِ
Double Male (2) 2M	مَفْعُولَيْنِ	مَشْرُوبَيْنِ	مَزْرُوعَيْنِ	مَلْعُوبَيْنِ	مَحْسُودَيْنِ
Double Female (1) 2F	مَفْعُولَتَانِ	مَشْرُوبَتَانِ	مَزْرُوعَتَانِ	مَلْعُوبَتَانِ	مَحْسُودَتَانِ
Double Female (2) 2F	مَفْعُولَتَيْنِ	مَشْرُوبَتَيْنِ	مَزْرُوعَتَيْنِ	مَلْعُوبَتَيْنِ	مَحْسُودَتَيْنِ
Plural Male (1) 3+M	مَفْعُولُونَ	مَشْرُوبُونَ	مَزْرُوعُونَ	مَلْعُوبُونَ	مَحْسُودُونَ
Plural Male (2) 3+M	مَفْعُولِينَ	مَشْرُوبِينَ	مَزْرُوعِينَ	مَلْعُوبِينَ	مَحْسُودِينَ
Plural Female 3+F	مَفْعُولَاتُ	مَشْرُوبَاتُ	مَزْرُوعَاتُ	مَلْعُوبَاتُ	مَحْسُودَاتُ

Note: (1) Marfo3 and (2) is Mansob or Majror

Rule (240): Irregular plural nouns

A. Irregular plurals have no rules and they need to be memorized. For example

	School	Playground	Lion	Messenger	Fire
Singular	مَدْرَسَةٌ	مَلْعَبٌ	أَسَدٌ	رَسُولٌ	نَارٌ
Plural	مَدَارِسُ	مَلَاعِبُ	أَسُودٌ	رُسُلٌ	نِيرانٌ

B. Grammatically, they are treated like singular nouns.

C. When memorizing a noun that has irregular plural, one must memorize the noun and its irregular plural together.

Rule (250): How to identify the gender and the count of a noun

1	2	3	4
Count	Description	How to identify. Isn't always true (irregulars)	Examples
1	Regular Male 1M	Doesn't Ends with the female Ta'a (تَاءُ التَّأْنِيثِ), Alif Ta'a, Alif-Noon, Ya'a-Noon or Waw-Noon.	طَالِبٌ Student
2	Regular Female 1F	Ends with the female Ta'a (تَاءُ التَّأْنِيثِ), i.e. Ta'a Marbota.	طَالِبَةٌ Student
3	Irregular Female 1F	Doesn't end with the female Ta'a (تَاءُ التَّأْنِيثِ).	شَمْسٌ Sun لَيْلَى Female Name نَفْسٌ Soul
4	Dual Nouns Male 2M	Made of the single noun with either Alif-Noon (اِنِ) or Ya'a-Noon (يِنِ) added.	طَالِبَانِ، طَالِبَيْنِ Students
5	No irregulars exist Female 2F	Made of the open female Ta'a (ت) followed by, either Alif -Noon (تَانِ) or Ya'a-Noon (تَيْنِ).	طَالِبَتَانِ، طَالِبَتَيْنِ Students
6	Regular Male 3+M	Regular male plural nouns are made of the singular form with either Waw Noon (وُنِ) or Ya'a Noon (يِنِ) added at the end	طَالِبُونَ، طَالِبِينَ Students
7	Regular Female 3+F	Regular female plural nouns are made of the singular form with the Alif Ta'a (اتِ) added at the end.	طَالِبَاتٌ Students
8	Irregulars 3+M, 3+F	Always same as singular nouns.	شَجَرٌ Trees بَقَرٌ Cows قَطَطٌ Cats تَلَامِيذٌ Students

Note: Notice the difference in the Tashkil of the Noon of 2M and 3+M

3+M	2M
لَاعِبِينَ	لَاعِبَيْنِ

Rule (260): Nouns are also divided by intellect and definite, as follows:

A. By Intellect

Type	Properties	Examples
Intellect	عَاقِلٌ	طَالِبٌ
Non-intellect	غَيْرُ عَاقِلٍ	بَيْتٌ

B. By Definite

Type	Properties	Examples
Definite	مَعْرِفَةٌ	الطَّالِبُ The student
Indefinite	نَكْرَةٌ	طَالِبٌ a student

1. نَكْرَةٌ (indefinite) is when a noun is indefinite or not specific, it is general i.e., the noun كِتَابٌ 'a book' this can be any book from the different types of books.
- C. مَعْرِفَةٌ (definite) is when an noun is definite or specific, it is not general i.e., the noun الْكِتَابُ 'the book' or كِتَابُ مُحَمَّدٍ 'Muhammad's book', here the book is a particular book not just any book in general.
- D. A noun can be عَاقِلٌ possess intellect such as humans, angels and Jinns or it can be غَيْرُ عَاقِلٍ possess no intellect such as animals, objects, trees, ...etc.
- E. In Arabic, animals are considered Non-intellect. He is a dog vs. It is a dog.

Rule (270): The nouns ending with Alif-Maqsoora are called (الإِسْمُ الْمَقْصُورُ) Maqsoor Noun

The Alif-Maqsoora sounds like 'aa'. The ending vowels of these nouns remain constant, regardless of their I3rab. This means that if they are assigned Sokon or Haraka, i.e. Fatha, Damma or Kasra, it is not pronounced and is called silent Harakat or silent Sokon.

Examples: مُسْتَشْفَى Hospital، مُوسَى Moses، سَلْمَى Female Name، حُبْلَى Pregnant، مَرْضَى Patients

Rule (280): The nouns that can't have Tanwin or Kasra (Surf is forbidden)

#	Case	Examples
1	Names ending with Ta'a Marbota ة, Maqsora Name ي or single female names. In short, all female names are forbidden regardless of ة. Exception If a female name has three letters but the middle letter is Sokon, then either way is okay depending on the context. Male names must have ة to be forbidden.	(female names not end with ة) رَيْنَبُ، مَرَيْمُ، سَعَادُ (female names end with ة) فَاطِمَةُ، عَائِشَةُ، مَكَّةُ، جُدَّةُ. (male name end with ة) حَمْرَةَ، أَسَامَةُ، مُعَاوِيَةُ، طَلْحَةُ. & more than 3 letters) مُسْتَشْفَى، مُوسَى، سَلْمَى، حُبَلَى، مَرْصَى. (3 letters with middle Skon) هِنْدُ، مِصْرُ is Egypt but مِصْرُ is any country.
2	Any name or adjective that ends with Alif-Noon. Make sure it is not dual noun	عُثْمَانُ، عَقَّانُ، سُفْيَانُ، مَرْوَانُ. كَسْلَانُ، جَوْعَانُ، عَطْشَانُ، مَلَّانُ.
3	Nouns of adjectives ending with Alif-Hamza or starting with Alif-Hamza, or both. Exception if the Alif-Hamza comes as the third letter such as (سَمَاءُ، عَوَاءُ)	أَكْبَرُ، أَحْسَنُ، أَبْيَضُ، أَسْوَدُ، أَحْمَرُ، أَضْفَرُ، أَزْرَقُ. أَحْمَدُ، أَنُورُ. أَعْنِيَاءُ، أَصْدِقَاءُ، أَقْوِيَاءُ، أَطِبَّاءُ. فُقَرَاءُ، وَرَرَاءُ، زُمَلَاءُ، عُلَمَاءُ.
4	Irregular plurals that have a Mada in the middle followed by two or three letters. They would sound like one of the following مَفَاعِلُ، مَفَاعِيلُ، فَعَائِلُ، أَفَاعِيلُ، فَوَاعِلُ، تَفَاعِيلُ	(مَفَاعِلُ) مَسَاجِدُ، مَدَارِسُ، فَنَادِقُ، مَكَاتِبُ، دَقَائِقُ. (مَفَاعِيلُ) مَنَادِيلُ، مَفَاتِيحُ، فَنَاجِيُنُ. (فَعَائِلُ) نَظَائِرُ، حَمَائِلُ. (أَفَاعِيلُ) أَتَّاحِيلُ، أَنَّاجِيلُ. (فَوَاعِلُ) حَوَادِثُ، جَوَامِعُ. (تَفَاعِيلُ) تَسَابِيحُ، تَرَاوِيحُ.
5	Names that can be used as verbs. It would sound like (أَفْعَلُ، يَفْعَلُ)	أَحْمَدُ، يَزِيدُ، أَكْرَمُ
6	Names transformed from the verb (فَاعِلُ) to a name (فَعْلُ)	(عَامِرُ) عَمْرُ، (رَاحِلُ) رَحْلُ، هَابِلُ (هَبْلُ)
7	Foreign Names of more than three letters. Note that Surf is forbidden for all names of the Prophets except six شُعَيْبُ، مُحَمَّدُ، لُوطُ، هُودُ، نُوحُ، صَالِحُ	يُوسُفُ، إِبْرَاهِيمُ، فِرْعَوْنُ، دُونَالِدُ.
8	Compound names , i.e., made of two words joined together.	حَضْرَمَوْتُ، بَغْلَبَكُ.

Notes:

1. If a forbidden Surf (no Surf) noun is in a sentence where it is supposed to take a **Kasra**, it is substituted with a **Fatha**, i.e. no Surf no Kasra.
2. Surf is **not checked for duel** and **regular male plurals** because it is not applicable.
3. The rule for regular female plural nouns is that Fatha is not allowed and Tanwin is allowed only if there is no **Alif-Lam**.

Rule (285): The nouns that can't have Tanwin but can have Kasra

1	2
#	Case
1	Nouns that start with Alif-Lam . الصحراء، المَنزِل، الولدِ.
2	When a noun is qualifying (or specifying) another noun (مُضَافٌ وَمُضَافٌ إِلَيْهِ), the first noun, called Modaf, can't have Tanwin or Alif-Lam. رَبُّ المَنزِلِ، رَبُّ مَنزِلٍ، كِتَابُ الولدِ، كِتَابٌ وُلْدٍ

Rule (290): Mark of nouns (عَلَامَةُ الإِغْرَابِ) based on their grammatical classification, i.e. I3rab (الإِغْرَابِ).

	1	2	3	4	5	6
1	Count	Gender	Surf	مَرْفُوعٌ	مَنْصُوبٌ	مَجْزُورٌ
2	Singular or Irregular Plural	Both M or F	Allowed	ضَمَّةٌ	فَتْحَةٌ	كَسْرَةٌ
3			Forbidden	ضَمَّةٌ	فَتْحَةٌ	فَتْحَةٌ
4	Duel	Both 2M or 2F	-	أَلِفٌ	يَاءٌ	يَاءٌ
5	Regular Plural	Male 3+M	-	وَأُوٌ	يَاءٌ	يَاءٌ
6		Female 3+F	-	ضَمَّةٌ	كَسْرَةٌ	كَسْرَةٌ

Note that Fatha is not allowed for regular female plural.

Rule (295): A noun qualifying (or specifying) another noun (**مُضَافٌ** **وَمُضَافٌ إِلَيْهِ**).

- The form in English is x of y or y's x, where x and y are the two nouns. The first noun (x) is called the Modaf (**مُضَافٌ**) and the second noun (y) is called Modaf Ilyh (**مُضَافٌ إِلَيْهِ**). The Modaf (**مُضَافٌ**) is the noun being described and the Modaf Ilyh (**مُضَافٌ إِلَيْهِ**) specifies the Modaf (**مُضَافٌ**), i.e. qualifies or describes the Modaf (**مُضَافٌ**).
- The Modaf (**مُضَافٌ**) is not specific. It is made specific by the Modaf Ilyh. For example, the word "books" is a generic noun but when we say books of Mohamed or Mohamed's books, then we specified these books to belong to Mohamed.
- The first noun (**مُضَافٌ**) can't have Tanwin or Alif-Lam, but it can have a Kasra.
- The second noun (**مُضَافٌ إِلَيْهِ**) must be Majror and may have Alif-Lam. It can also have Tanwin or Kasra if the Sarf is allowed.
- If the Modaf (**مُضَافٌ**) is duel or regular male plural, then the noon at the end is omitted.

Examples of the case where the Modaf (**مُضَافٌ**) is Single noun.

The book of the boy	The boy's book	كِتَابُ الْوَلَدِ
The book of a boy	A boy's book	كِتَابٌ وَوَلَدٍ
The car of Mohamed	Mohamed's car	سَيَّارَةٌ مُحَمَّدٍ
The watch of a girl	A girl's watch	سَاعَةٌ بِنْتٍ
The watch of the girl	The girl's watch	سَاعَةُ الْبِنْتِ

Examples of the case where the Modaf's (**مُضَافٌ**) Noon is removed.

The soccer player ^{1M}	لَاعِبُ الْكُرَةِ		
The soccer player ^{1F}	لَاعِبَةُ الْكُرَةِ		
The soccer player ^{2M}	لَاعِبَا الْكُرَةِ	لَاعِبَايِ الْكُرَةِ	The end Noon is removed.
The soccer player ^{2F}	لَاعِبَتَا الْكُرَةِ	لَاعِبَتَايِ الْكُرَةِ	The end Noon is removed.
The soccer player ^{3+M}	لَاعِبُوا الْكُرَةِ	لَاعِبُونِ الْكُرَةِ	The end Noon is removed.
The soccer player ^{3+F}	لَاعِبَاتُ الْكُرَةِ		

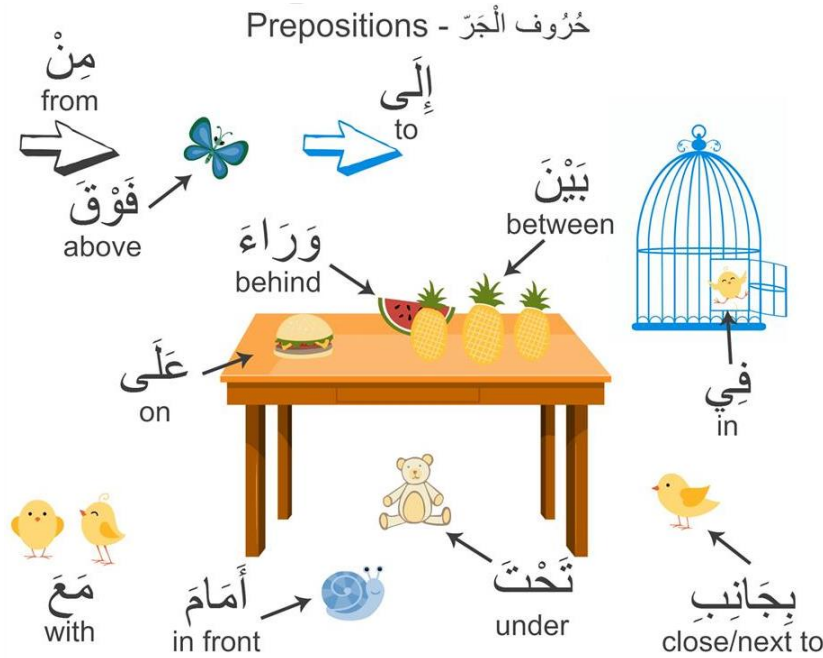
Examples for different I3rab and different counts

Form	The boy's belts ^{2M}	boys' ^{3+M} belt
مَرْفُوعٌ	حِرَامَا الْوَلَدِ	حِرَامُ الْأَوْلَادِ
مَنْصُوبٌ	حِرَامِي الْوَلَدِ	حِرَامِ الْأَوْلَادِ
مَجْرُورٌ	حِرَامِي الْوَلَدِ	حِرَامِ الْأَوْلَادِ

Form	The Players' ^{3+M} Homes ^{2M}	Players' ^{2F} Home ^{1M}
مَرْفُوعٌ	بَيْتَا الْأَعْيَبِ	مَنْزِلُ لَاعِبَتَيْنِ
مَنْصُوبٌ	بَيْتِي الْأَعْيَبِ	مَنْزِلَ لَاعِبَتَيْنِ
مَجْرُورٌ	بَيْتِي الْأَعْيَبِ	مَنْزِلِ لَاعِبَتَيْنِ

3. Prepositions (حُرُوفُ الْجَرِّ)

Rule (310): The articles.



Rule (320): Position and I3rab

1. They come before nouns.
2. They can't have Tanwin. Their Tashkil is the same regardless of its position in the sentence, i.e built in Tashkil or Harakat.
3. The noun following the preposition must be Majror and may have Tanwin.
4. The reason they are called (حُرُوفُ الْجَرِّ) because the noun that follows them must be Majror (مَجْرُورٌ).

Rule (330) Not all prepositions have to express relative location or time

The boxed cases below are examples of Jur letters that don't express relative location or time

Prepositions	Examples of Prepositions / usage
in فِي	in a house فِي بَيْتٍ
from مِنْ	We read from the Qur'an. قَرَأْنَا مِنَ الْقُرْآنِ
on عَلَى	on a mountain عَلَى جَبَلٍ
like لَكَ	like a man كَرَجُلٍ
about عَنْ	I heard about Prayer in the Masjid سَمِعْتُ عَنْ الصَّلَاةِ فِي الْمَسْجِدِ
with بِ	I entered with security دَخَلْتُ بِسَلَامٍ
for لِ	for people لِلنَّاسِ
towards إِلَى	towards a city إِلَى بَلَدٍ
until حَتَّى	until the day-break حَتَّى مَطْلَعِ الْفَجْرِ
by (of oath) وَ	By Allah وَاللَّهِ

Rule (340): The Vocative particle and the Addressed (حَرْفُ النَّدَاءِ وَ) (الْمُنَادَى)

To call upon someone in Arabic you use the vocative particle حَرْفُ النَّدَاءِ , which is يَا , equivalent to the English oh. The noun that comes after it is called the الْمُنَادَى (the addressed), and it takes a single damma regardless of gender.

Example: Oh Yasir! (يَا يَاسِرُ)

4. Adjective and Described Noun (صِفَةٌ وَمَوْصُوفٌ)

Rule (410): Comparative and superlative adjectives

1. أفعل (af3al) أكبر Bigger
2. أفعى (af3a) أحلى (Sweater)

3. أخف (afa3II) أفعَل

Rule (420): Position and I3rab.

1. Unlike the English language, the adjective comes after the noun.
2. The adjective must match the noun in I3rab, Tashkil, count, gender and the Alif-Lam. They rhyme in pronunciation.

- Example 410-1: Translate **Fast Players**^{3+F}.

Vocabulary used: Fast^{1M} (سَرِيْعٌ), player^{1M} (لَاعِبٌ)

Steps:

1. Since the default case is Marfo3, the form for Marfo3 for 3+F is Damma (ضَمَّةٌ) (Rule 290, R6, C4)
2. Convert the 1M noun into 3+F noun using rule 235-2. Add Alif-Ta'a at the end. (لَاعِبٌ ↔ لَاعِبَاتٌ)
3. Rule 410-2 says that the adjective must match the noun in count and gender. Add Alif-Ta'a at the end. (سَرِيْعٌ ↔ سَرِيْعَاتٌ)
4. Rule 410-2 says the noun comes first (لَاعِبَاتٌ سَرِيْعَاتٌ)
5. Note that if Alif-Lam is needed (definite nouns), then Tanwin must be removed (Rule 290-3). (اللَّاعِبَاتُ السَّرِيْعَاتُ)

Note: If the noun was definite, then no Tanwin is allowed. Therefore, The Fast Players^{3+F} would translate into (اللَّاعِبَاتُ السَّرِيْعَاتُ).

- Example 410-2: Translate **Fast Players**^{3+M}.

Vocabulary used: Fast^{1M} (سَرِيْعٌ), player^{1M} (لَاعِبٌ)

Steps:

1. Since the default case is Marfo3, the form for Marfo3 for 3+M is Waw (Rule 290, R5, C4).
2. Convert the 1M noun into 3+M noun using rule 235-1. Add waw noon at the end. (لَاعِبٌ ↔ لَاعِبُونَ)
3. Rule 410-2 says that the adjective must match the noun in count and gender. Add waw noon at the end. (سَرِيْعٌ ↔ سَرِيْعُونَ).
4. Rule 410-2 says the noun comes first (لَاعِبُونَ سَرِيْعُونَ)

Note: Tanwin is not possible for regular male plural. Therefore, the definite form, The Fast Players^{3+M}, would translate into (اللَّاعِبُونَ السَّرِيْعُونَ).

- Example 410-3: The following example shows all possibilities for (Clever Player).

	1	2	3	4
	Count and Gender	I3rab	With Alif-Lam (definite)	Without Alif-Lam (indefinite)
1	1M (One Male)	مَرْفُوعٌ	الَلَّاعِبُ الْمَاهِرُ	لَّاعِبٌ مَاهِرٌ
2		مَنْصُوبٌ	الَلَّاعِبَ الْمَاهِرَ	لَّاعِبًا مَاهِرًا
3		مَجْرُورٌ	الَلَّاعِبِ الْمَاهِرِ	لَّاعِبٍ مَاهِرٍ
4	1F (One Female)	مَرْفُوعٌ	الَلَّاعِبَةُ الْمَاهِرَةُ	لَّاعِبَةٌ مَاهِرَةٌ
5		مَنْصُوبٌ	الَلَّاعِبَةَ الْمَاهِرَةَ	لَّاعِبَةً مَاهِرَةً
6		مَجْرُورٌ	الَلَّاعِبَةِ الْمَاهِرَةِ	لَّاعِبَةٍ مَاهِرَةٍ
7	2M (Two Males)	مَرْفُوعٌ	الَلَّاعِبَانِ الْمَاهِرَانِ	لَّاعِبَانِ مَاهِرَانِ
8		مَنْصُوبٌ	الَلَّاعِبَيْنِ الْمَاهِرَيْنِ	لَّاعِبَيْنِ مَاهِرَيْنِ
9		مَجْرُورٌ	الَلَّاعِبَيْنِ الْمَاهِرَيْنِ	لَّاعِبَيْنِ مَاهِرَيْنِ
10	2F (Two Females)	مَرْفُوعٌ	الَلَّاعِبَتَانِ الْمَاهِرَتَانِ	لَّاعِبَتَانِ مَاهِرَتَانِ
11		مَنْصُوبٌ	الَلَّاعِبَتَيْنِ الْمَاهِرَتَيْنِ	لَّاعِبَتَيْنِ مَاهِرَتَيْنِ
12		مَجْرُورٌ	الَلَّاعِبَتَيْنِ الْمَاهِرَتَيْنِ	لَّاعِبَتَيْنِ مَاهِرَتَيْنِ
13	3+M (Many Males)	مَرْفُوعٌ	الَلَّاعِبُونَ الْمَاهِرُونَ	لَّاعِبُونَ مَاهِرُونَ
14		مَنْصُوبٌ	الَلَّاعِبِينَ الْمَاهِرِينَ	لَّاعِبِينَ مَاهِرِينَ
15		مَجْرُورٌ	الَلَّاعِبِينَ الْمَاهِرِينَ	لَّاعِبِينَ مَاهِرِينَ
16	3+F (Many Females)	مَرْفُوعٌ	الَلَّاعِبَاتُ الْمَاهِرَاتُ	لَّاعِبَاتُ مَاهِرَاتُ
17		مَنْصُوبٌ	الَلَّاعِبَاتِ الْمَاهِرَاتِ	لَّاعِبَاتٍ مَاهِرَاتٍ
18		مَجْرُورٌ	الَلَّاعِبَاتِ الْمَاهِرَاتِ	لَّاعِبَاتٍ مَاهِرَاتٍ

The following example shows all possibilities for (Pretty boy/girl)

	1	2	3	4
	Count and Gender	I3rab	With Alif-Lam (definite)	Without Alif-Lam (indefinite)
1	1M	مَرْفُوعٌ	الْوَلَدُ الْجَمِيلُ	وَلَدٌ جَمِيلٌ
2		مَنْصُوبٌ	الْوَلَدَ الْجَمِيلَ	وَلَدًا جَمِيلًا

3		مَجْرُورٌ	الْوَلَدِ الْجَمِيلِ	وَلَدٍ جَمِيلٍ
4	1F	مَرْفُوعٌ	الْبِنْتُ الْجَمِيلَةُ	بِنْتُ جَمِيلَةٍ
5		مَنْصُوبٌ	الْبِنْتَ الْجَمِيلَةَ	بِنْتَ جَمِيلَةً
6		مَجْرُورٌ	الْبِنْتَ الْجَمِيلَةَ	بِنْتَ جَمِيلَةً
7	2M	مَرْفُوعٌ	الْوَلَدَانِ الْجَمِيلَانِ	وَلَدَانِ جَمِيلَانِ
8		مَنْصُوبٌ	الْوَلَدَيْنِ الْجَمِيلَيْنِ	وَلَدَيْنِ جَمِيلَيْنِ
9		مَجْرُورٌ	الْوَلَدَيْنِ الْجَمِيلَيْنِ	وَلَدَيْنِ جَمِيلَيْنِ
10	2F	مَرْفُوعٌ	الْبِنْتَانِ الْجَمِيلَتَانِ	بِنْتَانِ جَمِيلَتَانِ
11		مَنْصُوبٌ	الْبِنْتَيْنِ الْجَمِيلَتَيْنِ	بِنْتَيْنِ جَمِيلَتَيْنِ
12		مَجْرُورٌ	الْبِنْتَيْنِ الْجَمِيلَتَيْنِ	بِنْتَيْنِ جَمِيلَتَيْنِ
13	3+M It is irregular plural	مَرْفُوعٌ	الْأَوْلَادُ الْجَمَالُ	أَوْلَادٌ جَمَالٌ
14		مَنْصُوبٌ	الْأَوْلَادَ الْجَمَالَ	أَوْلَادًا جَمَالًا
15		مَجْرُورٌ	الْأَوْلَادِ الْجَمَالِ	أَوْلَادٍ جَمَالٍ
16	3+F	مَرْفُوعٌ	الْبَنَاتُ الْجَمِيلَاتُ	بَنَاتٌ جَمِيلَاتُ
17		مَنْصُوبٌ	الْبَنَاتِ الْجَمِيلَاتِ	بَنَاتٍ جَمِيلَاتٍ
18		مَجْرُورٌ	الْبَنَاتِ الْجَمِيلَاتِ	بَنَاتٍ جَمِيلَاتٍ

5. الجُمْلَةُ الإِسْمِيَّةُ (The Noun Sentence)

Rule (505): The noun sentence starts with a noun or a pronoun.

Rule (510): The structure of the noun sentence

1. The structure of the noun sentence is made of Subject (مُبْتَدَأٌ) and Predicate (خَبْرٌ).
2. The predicate (Al-Khabar) gives information about the subject (Al-Mobtada'a, i.e., Noun Sentence = Mobtada'a (subject)+ Khabar (predicate).

3. Notice that unlike the English language, the verb to be is not needed in the present tense, i.e., no **is** or **are** for example,

The noun sentences	Mobtada'a +verb to be + Khabar	Mobtada'a + Khabar
The boy is pretty	الْوَلَدُ يَكُونُ جَمِيلًا	الْوَلَدُ جَمِيلٌ
the boys ^{2M} are pretty	الْوَلَدَانِ يَكُونَانِ جَمِيلَانِ	الْوَلَدَانِ جَمِيلَانِ

But for past and future, the verb to be is needed. For example

The noun sentences	Mobtada'a +verb to be + Khabar	verb to be + Mobtada'a + Khabar
The boy was pretty	الْوَلَدُ كَانَ جَمِيلًا	كَانَ الْوَلَدُ جَمِيلًا
the boys ^{2M} were pretty	الْوَلَدَانِ كَانَا جَمِيلَيْنِ	كَانَ الْوَلَدَانِ جَمِيلَيْنِ

For the future tense, the verb to be is the same like the present tense with **س** added. For example

The noun sentences	Mobtada'a +verb to be + Khabar	verb to be + Mobtada'a + Khabar
The boy will be pretty	الْوَلَدُ سَيَكُونُ جَمِيلًا	سَيَكُونُ الْوَلَدُ جَمِيلًا
the boys ^{2M} will be pretty	الْوَلَدَانِ سَيَكُونَانِ جَمِيلَيْنِ	سَيَكُونُ الْوَلَدَانِ جَمِيلَيْنِ

Rule (520): Notes about Mobtada'a and Khabar.

1. The Mobtada'a can never have Tanwin and must have Alif-Lam. The exception if the Mobtada'a is a name then it wouldn't have Alif-Lam and the Surf should be checked to decide about the Tanwin.
2. The Khabar can never have Alif-Lam and may have Tanwin based on Surf. If Surf is forbidden, then no Tanwin is allowed.
3. The Khabar must match the Mobtada'a in gender and count.

Rule (530): The default case of both Mobtada'a and Khabar is Marfo3 (مَرْفُوعٌ)

Rule (540): If the Mobtada'a is preceded by one article from the family of Inna (إِنَّ), then the Mobtada'a is Mansob and the Khabar is Marfo3

The Family of Inna: إِنَّ، أَنْ، كَأَنَّ، لَكِنَّ، لَيْتَ، لَعَلَّ، لَا.

Rule (550): If the Mobtada'a is preceded by one article from the family of Kana Mobtada'a is Marfo3 and the Khabar is Mansob.

The Family of Kana

كَانَ، يَكُونُ، كُنْ، أَصْبَحَ، يُصْبِحُ، أَصْبَحَ، أَصْحَى، يَصْحَى، أَصْحَى، أَصْحَى، أَمْسَى، يُمْسِي، أَمْسَى، بَاتَ، يَبِيتُ، بَاتَ، ظَلَّ، يَظِلُّ، ظَلَّ، صَارَ، يَصِيرُ، صِرَّ.

Rule (580): The examples below will show you the difference between Noun + Adj versus Mohtada'a +Khabar

The clever boy	الْوَلَدُ الشَّاطِرُ	Definite noun and adjective
A clever boy	وَلَدٌ شَاطِرٌ	Indefinite noun and adjective
The boy is clever	الْوَلَدُ شَاطِرٌ	Mobtada'a and Khabar
The clever player ^{1F}	اللَّاعِبَةُ الشَّاطِرَةُ	Definite noun and adjective
A clever player ^{1F}	لَاعِبَةٌ شَاطِرَةٌ	Indefinite noun and adjective
The player is clever ^{1F}	اللَّاعِبَةُ شَاطِرَةٌ	Mobtada'a and Khabar
The clever boys ^{2M}	الْوَلَدَانِ الشَّاطِرَانِ	Definite noun and adjective
Clever boys ^{2M}	وَلَدَانِ شَاطِرَانِ	Indefinite noun and adjective
The boys ^{2M} are clever	الْوَلَدَانِ شَاطِرَانِ	Mobtada'a and Khabar
The Clever players ^{2F}	اللَّاعِبَتَانِ الشَّاطِرَتَانِ	Definite noun and adjective
Clever players ^{2F}	لَاعِبَتَانِ شَاطِرَتَانِ	Indefinite noun and adjective
The players ^{2F} are clever	اللَّاعِبَتَانِ شَاطِرَتَانِ	Mobtada'a and Khabar

Steps for 3+M noun sentences. Example, The Players ^{3+M} are Fast.	
1. Check to see the form for Marfo3 regular male plural. (Rule 290, R5, C4)	واو
2. Convert the 1M Mohtada'a into 3+M noun using rule 240-1. Add Waw-Noon.	اللَّاعِبُ < اللَّاعِبُونَ
3. Convert the Khabar to match the noun using rule 240-1. Add Waw-Noon.	سَرِيعٌ < سَرِيعُونَ

4. Check to see if you need Alif-Lam using rule 520-1 and 520-2.	Mobtada'a must have Alif-Lam unless it is a name. Khabar cannot have Alif-Lam
5. Rule 280-2 Checking the Surf	Surf is not applicable for regular male plural.
6. Check if you need Tanwin Rule 280-2	No need to check the Surf for regular male plural. They end with built-in Fatha.
7. Use rule 510 to put the words together. Mobtada'a comes first and Khabar follows.	الْأَعْبُونَ سَرِيعُونَ

Steps for 3+F noun + adjective. Example, The Players ^{3+F} are Fast	
1. Check to see the form for Marfo3 regular female plural. (Rule 290, R6, C4)	صَمَةٌ
2. Convert the 1M noun into 3+F noun using rule 240-2. Add Alif-Ta'a at the end.	لَاعِبَاتٌ < لَاعِبٌ
3. Convert the adjective to match the noun using rule 240-2. Add Alif-Ta'a at the end.	سَرِيعَاتٌ < سَرِيعٌ
4. Check to see if you need Alif-Lam using rule 510.	Mobtada'a must have Alif-Lam. Khabar cannot have Alif-Lam.
5. Check Surf	No need to check Surf for regular female plural.
6. Check Tanwin	Mobtada'a can never have Tanween because it must have Alif-Lam all the time unless it is a name. Khabar can have Alif-Lam and has Tanween because it is regular female plural.
7.	لَاعِبَاتٌ سَرِيعَاتٌ

6. Pronouns and Possessions

Rule (610): Pronouns and possessions based on count, gender and category (الضَّمَائِرُ وَالْمِلَكِيَّةُ).

	1	2	3	4	5	6
1	Type	Count and Gender	The detached pronouns	The attached pronouns	Owned by X	Belongs to X
2		الْعَدَدُ وَالنُّوعُ	الضمائر المنفصلة	الضمائر المتصلة	Possessions الْمِلْكِيَّةُ	
3	1st Person الْمُتَكَلِّمُ	Singular مُفْرَدٌ	I أَنَا	My ي+...	Mine لِي	My Property مِلْكِي
4		Many أَكْثَرُ مِنْ وَاحِدٍ	We نَحْنُ	Our نَا+...	Ours لَنَا	Our Property مِلْكَنَا
5	2nd Person الْمُخَاطَبُ	1M مُفْرَدٌ مُدَّرٌ	You أَنْتَ	Your كَ+...	Yours لَكَ	Your Prop. مِلْكُكَ
6		1F مُفْرَدٌ مُؤَنَّثٌ	You أَنْتِ	Your كِ+...	Yours لِكِ	Your Prop. مِلْكُكِ
7		2M, 2F مُتَنَّى مُدَّرٌ وَمُؤَنَّثٌ	You أَنْتُمَا	Your كُمَا+...	Yours لَكُمَا	Your Prop. مِلْكُكُمَا
8		3+M جَمْعٌ مُدَّرٌ	You أَنْتُمْ	Your كُم+...	Yours لَكُمْ	Your Prop. مِلْكُكُمْ
9		3+F جَمْعٌ مُؤَنَّثٌ	You أَنْتُنَّ	Your كُنَّ+...	Yours لَكُنَّ	Your Prop. مِلْكُكُنَّ
10	3rd Person الْعَائِبُ	1M مفرد مُدَّرٌ	He هُوَ	His هُ+...	His لَهُ	His Prop. مِلْكُهُ
11		1F مفرد مُؤَنَّثٌ	She هِيَ	Her هَا+...	Hers لِهَا	Her Prop. مِلْكُهَا
12		2M مُتَنَّى مُدَّرٌ	They هُمَا	Their هُمَا+...	Theirs لَهُمَا	Their Prop. مِلْكُهُمَا
13		2F مُتَنَّى مُؤَنَّثٌ				
14		3+M جَمْعٌ مُدَّرٌ	They هُمْ	Their هُم+...	Theirs لَهُمْ	Their Prop. مِلْكُهُمْ
15		3+F جَمْعٌ مُؤَنَّثٌ	They هُنَّ	Their هُنَّ+...	Theirs لَهُنَّ	Their Prop. مِلْكُهُنَّ

Continue Rule 610

	1	2	7	8
1	Type	Count and Gender	Demonstrative Pronouns (Near)	Demonstrative Pronouns (Far)
2		الْعَدَدُ وَالنُّوعُ	أَسْمَاءُ الْإِشَارَةِ (قَرِيبٍ)	أَسْمَاءُ الْإِشَارَةِ (بَعِيدٍ)
10	3rd Person الْعَائِبُ	1M مَفْرَدٌ مُذَكَّرٌ	This هَذَا	That ذَلِكَ، ذَاكَ
11		1F مَفْرَدَةٌ مُؤَنَّثَةٌ	This هَذِهِ	That تِلْكَ
12		2M مُتَّيَّ مُذَكَّرٌ	These هَذَانِ	Those ذَانِكَ
13		2F مُتَّيَّ مُؤَنَّثَةٌ	These هَتَانِ	Those تَانِكَ
14		3+M جَمْعٌ مُذَكَّرٌ	These هَؤُلَاءِ، أَوْلَاءِ	Those أُولَئِكَ
15		3+F جَمْعٌ مُؤَنَّثَةٌ		

Notes:

1. For the non-intellect plural male or female (3+M, 3+F), it is treated similar to the singular male or female (1M, 1F).
2. To point to a place, use (هُنَا = here) for near and (هُنَاكَ، هُنَالِكَ = there) for far.

Rule (620): The Relative pronouns (الأَسْمَاءُ الْمَوْصُولَةُ)

A. Specific, based on gender, count and intellect

Gender and Count	Intellect	Non-Intellect
In English	Who/That	Which/That
1M	الَّذِي	الَّذِي
2M	الَّذَانِ	الَّذَانِ
3+M	الَّذِينَ	الَّذِي
1F	الَّتِي	الَّتِي
2F	الَّتَانِ	الَّتَانِ
3+F	الَّتِي، الَّتَاتِي، الَّتَاتِي	الَّتِي

Examples:

1M intellect	The man who left the masjid	الرَّجُلُ الَّذِي خَرَجَ مِنَ الْمَسْجِدِ
1M non-intellect	The book ^{1M} , which is on the desk ^{1M}	الْكِتَابُ الَّذِي عَلَى الْمَكْتَبِ
2M intellect	The teachers ^{2M} who went to the classroom ^{1M} ,	الْمُدْرَسَانِ الَّذِينَ ذَهَبَا إِلَى الْقَصْرِ
2M non-intellect	The pens ^{2M} , which are in my bag ^{1F}	الْقَلَمَانِ الَّذِينَ فِي حَقِيْبَتِي
3+M intellect	The engineers ^{3+M} who left the restaurant ^{1M}	الْمُهَنْدِسُونَ الَّذِينَ خَرَجُوا مِنَ الْمَطْعَمِ
1F intellect	The woman ^{1F} who went to the school ^{1F}	الْمَرْأَةُ الَّتِي ذَهَبَتْ إِلَى الْمَدْرَسَةِ
1F non-intellect	The ruler ^{1F} , which is on the desk ^{1M}	الْمِسْطَرَّةُ الَّتِي عَلَى الْمَكْتَبِ
3+M non-intellect	The donkeys ^{3+M} , which are in the field ^{1M} ,	الْحُمُرُ الَّتِي فِي الْحَقْلِ
2F non-intellect	The cars ^{2F} , which are in front of the masjid ^{1M}	السَّيَّارَاتِ الَّتِي أَمَامَ الْمَسْجِدِ
3+F intellect	The Muslims ^{3+F} who went to the market ^{1M}	الْمُسْلِمَاتُ الَّتِي ذَهَبْنَ إِلَى السُّوقِ

B. Not Gender or count specific

For intellect	مَنْ
For non-intellect	مَا

7. Interrogatives and Conjunctions.

Rule (710): The Interrogatives articles.

When	مَتَى	Who	مَنْ
Where	أَيْنَ	What	مَاذَا ، مَا
Why	لِمَاذَا	Which (masculine)	أَيُّ
How much, How many	كَمْ	Which (feminine)	أَيَّةُ
Is? Am? Are? Do?	هَلْ ، أ	How	كَيْفَ
Have?			

كَمْ كِتَابًا عِنْدَكَ؟ i.e., How many books do you have?

كَمْ كُرَّاسَةً مَعَكَ؟ i.e., How many notebooks are with you?

8. Conjunctions (حُرُوفُ الْعَطْفِ)

Rule (810): Definitions:

3. Conjunctions connect other words, phrases, clauses, and sentences. In English words like "and" and "because" are two examples.
4. The letters of 3tif are (و، فَ، ثُمَّ ، أَوْ ، أَمْ ، حَتَّى ، بَلْ ، لَآ ، لَكِنْ)
5. Examples: Ahmed and Mohamed (أحمد و محمد), Ahmed or Mohamed (أحمد أو محمد).
6. When connecting two words, both words will have the same I3rab.
7. For more details, [visit this site](#).

9. To Do

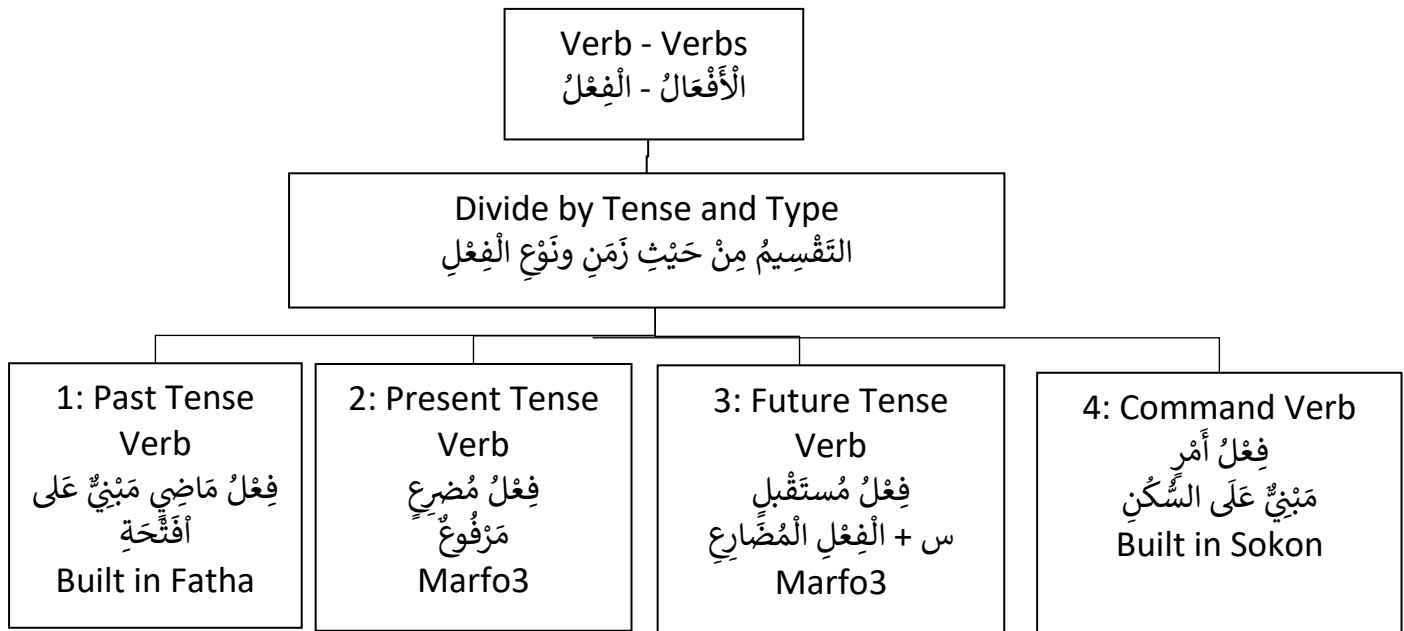
10. The Verb Sentences

Rule (1010): Verbs are divided by many criteria

1. The case of sound perfect verbs (الْفِعْلُ الصَّحِيحُ السَّالِمُ). The verb that has three letters and no vowels (اوي), Hamza (ء) or Shadda (ّ).
2. Number of letters in the root. 3 letters (Verb³), 4 letters (verb⁴) and five letters (verb⁵)
3. The sounding (Wazn)

4. The one that has two objects or more
5. The passive voice and active voice.
6. Other criteria. In this level of Arabic, we would deal with sound perfect three letters verbs only.

Rule (1020): Verbs are divided by tense and type as follows:



Rule (1030): The verb sentence structure

The verb sentence is made of [Verb] + [Subject] + [Object] OR [Verb] + [Object] + [Subject]. The subject and object can switch places but we figure them out by I3rab.

Rule (1040): I3rab of the default case subject

The default case subject is Marfo3.

Rule (1050): I3rab of the default case object

The default case object is Mansob.

Rule (1060): Attachment of female Ta'a to past tense verbs.

In a past tense verb³ sentences, in the case of 3rd person female subjects, we attach the female Ta'a to the end (فعلت -> فَعَلَتْ).

The farmer ^{1M} planted a flower ^{1F} .	زَرَعَ الْفَلَّاحُ وَرْدَةً
The farmer ^{1F} planted a flower ^{1F} .	زَرَعَتِ الْفَلَّاحَةُ وَرْدَةً
The farmers ^{2M} planted a flower ^{1F} .	زَرَعَ الْفَلَّاحَانِ وَرْدَةً
The farmers ^{2F} planted a flower ^{1F} .	زَرَعَتِ الْفَلَّاحَاتُ وَرْدَةً
The farmers ^{3+M} planted the flower ^{1F} .	زَرَعَ الْفَلَّاحُونَ الْوَرْدَةَ
The farmers ^{3+F} planted the flower ^{1F} .	زَرَعَتِ الْفَلَّاحَاتُ الْوَرْدَةَ
The driver ^{1M} drove the car ^{1F} .	قَادَ السَّائِقُ السَّيَّارَةَ
The driver ^{1F} drove the car ^{1F} .	قَادَتِ السَّائِقَةُ السَّيَّارَةَ
A trashman ^{1M} cleaned a house ^{1M} .	نَظَّفَ رِبَّالٌ بَيْتًا
A trashwoman ^{1F} cleaned a house ^{1M} .	نَظَّفَتِ رِبَّالَةٌ بَيْتًا
The farmers ^{2M} planted flowers ^{3+F} .	زَرَعَ الْفَلَّاحَانِ وَرْدَاتٍ
The driver ^{1F} drove the cars ^{2M} .	قَادَتِ السَّائِقَةُ السَّيَّارَتَيْنِ
The drivers ^{3+F} drove the cars ^{3+F} .	قَادَتِ السَّائِقَاتُ السَّيَّارَاتِ
The trashwoman ^{1F} cleaned the house.	نَظَّفَتِ الرِّبَّالَةُ الْبَيْتَ
The dogs ^{2M} ate meat ^{1M} .	أَكَلَ الْكَلْبَانِ لَحْمًا
The cat ^{1F} drank milk ^{1M} .	شَرَبَتِ الْقِطَّةُ لَبَنًا

Rule (1070): Attachment of female Ta'a to present tense verbs.

In a present tense verb³ sentences, in the case of 3rd person female subjects, we convert the Ya'a in the beginning into the female Ta'a (تَفْعَلُ -> يَفْعَلُ).

The farmers ^{1M} plants the flower ^{1F} .	يَزْرَعُ الْفَلَّاحُ الْوَرْدَةَ
The farmers ^{1F} plants the flower ^{1F} .	تَزْرَعُ الْفَلَّاحَةُ الْوَرْدَةَ
The driver ^{1M} drives a car ^{1F} .	يَقُودُ السَّائِقُ سَيَّارَةً
The driver ^{1F} drives a car ^{1F} .	تَقُودُ السَّائِقَةُ سَيَّارَةً
The dog ^{1M} eats meat ^{1F} .	يَأْكُلُ الْكَلْبُ لَحْمًا
The dog ^{1F} eats meat ^{1F} .	تَأْكُلُ الْكَلْبَةُ لَحْمًا
The cat ^{1M} drinks milk ^{1M} .	يَشْرَبُ الْقِطُّ لَبَنًا
The cat ^{1F} drinks milk ^{1M} .	تَشْرَبُ الْقِطَّةُ لَبَنًا

Rule (1080): The future tense is made of the present tense after attaching the letter seen (سَن) to the beginning.

The farmers ^{1M} plants the flower ^{1F} .	يَزْرَعُ الْفَلَّاحُ الْوَرْدَةَ
The farmers ^{1M} will plant the flower ^{1F} .	سَيَزْرَعُ الْفَلَّاحُ الْوَرْدَةَ

- Procedure to follow when composing a verb sentence:
 1. Based on the tense of the verb, use Rule 1020 to find the proper Tashkil for the verb, i.e., Damma, Fatha or Sokon. Place this Tashkil on the verb.
 2. If the subject is female, then find out where to put the female open Ta'a:
 - a. For the past tense, if the subject is female, then use Rule 1060 [add open Ta'a at the end of the root]
 - b. For the present tense, if the subject is female, then use Rule 1060 [add open Ta'a at the beginning of the root]
 3. Find the subject noun and determine the I3rab as follows:
 - a. Rule 1040 [The default case subject is Marfo3].
 - b. Rule 290 to select the form, i.e., for Marfo3 it is Damma, Alif, or Waw.
 - c. Use Rule 280 for the Surf, i.e., check if you can have Tanwin.
 4. Find the object noun and then determine the I3rab as follows:
 - a. Rule 1050 [The default case object is Mansob]
 - b. Rule 290 to pick the correct form, i.e for Mansob it is Fatha, Kasra or Ya'a.
 - c. Use Rule 280 for the Surf, i.e. check if you can have Tanwin or Kasra.
 5. If the object noun has Tanwin Fatha, then use Rule 150, note b, to find out if you need to add an Alif. If yes, then put the Tanwin on the Alif, otherwise, the Tanwin is placed on the last letter of the noun.

Rule (1090): Finding out what is subject and what is object

The subject is Marfo3 but the object is Mansob.

Fatima hit Zaynub	صَرَيْتُ فَاطِمَةَ زَيْنَبَ
Zaynab hit Fatima	صَرَيْتُ فَاطِمَةَ زَيْنَبُ

Both Fatima and Zaynub are single female nouns. According to rule 290, Marfo3 is Damma [290, R3, C4] and Mansob is Fatha [290, R3, C5]. According to rule 280, case 1, Surf is not allowed to either Fatima or Zaynub

11. Verbs in Noun Sentences.

Rule (1110): The default sentence structure

The default sentence structure is [Noun or pronoun] +[Verb]+[Object].

Rule (1120): The root for any verb

The root for any verb is the past tense, 3rd person, 1M. (فَعَلَ) "HE".

Rule (1130): Rules for the standard verb - case of single pronoun

A. The case of sound perfect verbs (الفِعْلُ الصَّحِيحُ السَّالِمُ)

	1	2	3	4	5	6
1	Type	Count and Gender	Past	Present	Future	Command
2		الْعَدَدُ وَالنُّوعُ	فِعْلٌ مَاضِي	فِعْلٌ مُضَارِعٌ	فِعْلٌ مُسْتَقْبَلٌ	فِعْلٌ أَمْرٌ
3	1st Person الْمُتَكَلِّمُ	Singular مُفْرَدٌ	I did فَعَلْتُ	I do أَفْعَلُ	I will do سَأَفْعَلُ	-
4		Many أَكْثَرُ مِنْ وَاحِدٍ	We did فَعَلْنَا	We do نَفْعَلُ	We will do سَنَفْعَلُ	-
5	2nd Person الْمُخَاطَبُ	1M مُفْرَدٌ مُذَكَّرٌ	You did فَعَلْتَ	You do تَفْعَلُ	You will do سَتَفْعَلُ	Do إِفْعَلْ
6		1F مُفْرَدٌ مُؤَنَّثٌ	You did فَعَلْتِ	You do تَفْعَلِ	You will do سَتَفْعَلِ	Do إِفْعَلِي
7		2M, 2F مُتَنَّى مُذَكَّرٌ وَمُؤَنَّثٌ	You did فَعَلْتُمَا	You do تَفْعَلَا	You will do سَتَفْعَلَا	You must do إِفْعَلَا
8		3+M جَمْعٌ مُذَكَّرٌ	You did فَعَلْتُمْ	You do تَفْعَلُوا	You will do سَتَفْعَلُوا	you must do إِفْعَلُوا
9		3+F جَمْعٌ مُؤَنَّثٌ	You did فَعَلْتُنَّ	You do تَفْعَلْنَ	You will do سَتَفْعَلْنَ	You must do إِفْعَلْنَ
10	3rd Person الْعَائِبُ	1M مفرد مُذَكَّرٌ	He did* فَعَلَ (root)	He does يَفْعَلُ	He will do سَيَفْعَلُ	-
11		1F مفرد مُؤَنَّثٌ	She did فَعَلَتْ	She does تَفْعَلُ	She will do سَتَفْعَلُ	-
12		2M مُتَنَّى مُذَكَّرٌ	They did فَعَلَا	They do يَفْعَلَا	They will do سَيَفْعَلَا	-
13		2F مُتَنَّى مُؤَنَّثٌ	They did فَعَلْنَا	They do تَفْعَلَا	They will do سَتَفْعَلَا	-
14		3+M جَمْعٌ مُذَكَّرٌ	They did فَعَلُوا	They do يَفْعَلُوا	They will do سَيَفْعَلُوا	-
15		3+F جَمْعٌ مُؤَنَّثٌ	They did فَعَلْنَ	They do يَفْعَلْنَ	They will do سَيَفْعَلْنَ	-

- B. Other cases of sound verbs and the cases of ill verbs.
To do at higher levels.

Rule (1150): Notes on the table for the perfect sound verbs.

1. The first person has only two cases. I and We. "I" is for the single male or female, and "We" is for more than two males or females.
2. For the second person 2M and 2F are always the same.
3. Female-Noon (نُونُ النِّسْوَةِ) is always attached to the end 3F whether it is first person, second person or third person. It has no Shaddah to distinguish between it and the emphasize noon. Note that the female noon and the emphasize noon in the Quran text has a Shaddah. The context would differentiate between them.
4. Duel-Alif (أَلِفُ الْمُتَنَّى) is always attached to the end in all cases.
5. Group-Waw (وَإِوَاءُ الْجَمَاعَةِ) is always attached to the end of all 3+M cases.
6. The command verb is only for the second person. You can't command yourself, i.e. the first person, and you can't command an absent person.
7. The second person command verbs for 1F don't have Kasra at the end except for the command form it has Ya'a. This note is important due to the fact that people put Ya'a at the end of all forms, including the command form. The reasons this particular case is important because very common that people attach Ya'a at the end of all forms, whether it is past, present or command verbs.
8. The future verb is always the present verb with the letter Seen (س) attached at the beginning.

Rule (1170): Double pronouns' table for the past tense verb "x thanked y"

	1	2	3	4	5	6	7	8	9	10	11	12	13
		me	us	you ^{1M}	you ^{1F}	you ^{2M,2F}	you ^{3+M}	you ^{3F}	him	her	them ^{2M, 2F}	them ^{3+M}	them ^{3+F}
1	I	(1)	شَكَرْتُنَا	شَكَرْتُكَ	شَكَرْتِكِ	شَكَرْتُكُمَا	شَكَرْتُكُمْ	شَكَرْتُكُنَّ	شَكَرْتُهُ	شَكَرْتُهَا	شَكَرْتُهُمَا	شَكَرْتُهُمْ	شَكَرْتُهُنَّ
3	We ^{2+M,2+F}	شَكَرْتَانِيَا	(2)	شَكَرْتَاكَ	شَكَرْتَاكِ	شَكَرْتَاكُمَا	شَكَرْتَاكُمْ	شَكَرْتَاكُنَّ	شَكَرْتَاهُ	شَكَرْتَاهَا	شَكَرْتَاهُمَا	شَكَرْتَاهُمْ	شَكَرْتَاهُنَّ
4	You ^{1M}	شَكَرْتَنِي	شَكَرْتَنَا	(3)	-	-	-	-	شَكَرْتَهُ	شَكَرْتَهَا	شَكَرْتَهُمَا	شَكَرْتَهُمْ	شَكَرْتَهُنَّ
5	You ^{1F}	شَكَرْتَنِي	شَكَرْتَنَا	-	(4)	-	-	-	شَكَرْتَهُ	شَكَرْتَهَا	شَكَرْتَهُمَا	شَكَرْتَهُمْ	شَكَرْتَهُنَّ
6	You ^{2M, 2F}	شَكَرْتَمَانِيَا	شَكَرْتَمَانَا	-	-	(5)	-	-	شَكَرْتَهُمَا	شَكَرْتَهُمَا	شَكَرْتَهُمَا	شَكَرْتَهُمَا	شَكَرْتَهُنَّ
7	You ^{3+M}	شَكَرْتُمُونِي	شَكَرْتُمُونَا	-	-	-	(6)	-	شَكَرْتُمُوهُ	شَكَرْتُمُوهَا	شَكَرْتُمُوهُمَا	شَكَرْتُمُوهُمْ	شَكَرْتُمُوهُنَّ
8	You ^{3+F}	شَكَرْتُمُنِي	شَكَرْتُمُونَا	-	-	-	-	(7)	شَكَرْتُنَّهُ	شَكَرْتُنَّهَا	شَكَرْتُنَّهُمَا	شَكَرْتُنَّهُمْ	شَكَرْتُنَّهُنَّ
9	He	شَكَرْتَنِي	شَكَرْتَنَا	شَكَرْتِكَ	شَكَرْتِكِ	شَكَرْتِكُمَا	شَكَرْتِكُمْ	شَكَرْتِكُنَّ	شَكَرْتَهُ	شَكَرْتَهَا	شَكَرْتَهُمَا	شَكَرْتَهُمْ	شَكَرْتَهُنَّ
10	She	شَكَرْتَنِي	شَكَرْتَنَا	شَكَرْتِكَ	شَكَرْتِكِ	شَكَرْتِكُمَا	شَكَرْتِكُمْ	شَكَرْتِكُنَّ	شَكَرْتَهُ	شَكَرْتَهَا	شَكَرْتَهُمَا	شَكَرْتَهُمْ	شَكَرْتَهُنَّ
11	They ^{2M}	شَكَرْتَانِيَا	شَكَرْتَانَا	شَكَرْتَاكَ	شَكَرْتَاكِ	شَكَرْتَاكُمَا	شَكَرْتَاكُمْ	شَكَرْتَاكُنَّ	شَكَرْتَاهُ	شَكَرْتَاهَا	شَكَرْتَاهُمَا	شَكَرْتَاهُمْ	شَكَرْتَاهُنَّ
12	They ^{2F}	شَكَرْتَانِيَا	شَكَرْتَانَا	شَكَرْتَاكَ	شَكَرْتَاكِ	شَكَرْتَاكُمَا	شَكَرْتَاكُمْ	شَكَرْتَاكُنَّ	شَكَرْتَاهُ	شَكَرْتَاهَا	شَكَرْتَاهُمَا	شَكَرْتَاهُمْ	شَكَرْتَاهُنَّ
13	They ^{3+M}	شَكَرْتُونِي	شَكَرْتُونَا	شَكَرْتُوكَ	شَكَرْتُوكِ	شَكَرْتُوَكُمَا	شَكَرْتُوَكُمْ	شَكَرْتُوَكُنَّ	شَكَرْتُوهُ	شَكَرْتُوَهَا	شَكَرْتُوهُمَا	شَكَرْتُوهُمْ	شَكَرْتُوهُنَّ
14	They ^{3+F}	شَكَرْتُونِي	شَكَرْتُونَا	شَكَرْتُوَكُ	شَكَرْتُوَكِ	شَكَرْتُوَكُمَا	شَكَرْتُوَكُمْ	شَكَرْتُوَكُنَّ	شَكَرْتُوَنَّهُ	شَكَرْتُوَنَّهَا	شَكَرْتُوَنَّهُمَا	شَكَرْتُوَنَّهُمْ	شَكَرْتُوَنَّهُنَّ

Rule (1180): Double pronouns' table for the past tense verb "x thanked self"

The numbers shown in the table below are referenced in table 1170.

1	2	3	4	5	6	7
I thanked myself	we thanked our selves	You thanked yourself		You thanked yourselves		
One	Many 2+	1M	1F	2M, 2F	3+M	3+F
شَكَرْتُ نَفْسِي	شَكَرْنَا أَنْفُسَنَا	شَكَرْتَ نَفْسَكَ	شَكَرْتِ نَفْسَكِ	شَكَرْتُمَا أَنْفُسَكُمَا	شَكَرْتُمْ أَنْفُسَكُمْ	شَكَرْتُنَّ أَنْفُسَكُنَّ

8	9	10	11	12
He thanked himself	She thanked herself	They ^{2M,2F} thanked themselves ^{2M,2F}	They ^{3+M} thanked themselves	They ^{3+F} thanked themselves
شَكَرَ نَفْسَهُ	شَكَرَتْ نَفْسَهَا	شَكَرَا أَنْفُسَهُمَا	شَكَرُوا أَنْفُسَهُمْ	شَكَرْنَ أَنْفُسَهُنَّ

Rule (1190): Double pronouns' table for the present tense verb "x thank y"

	1	2	3	4	5	6	7	8	9	10	11	12	13
1		Me	us	you ^{1M}	you ^{1F}	you ^{2M,2F}	you ^{3M}	you ^{3F}	him	her	them ^{2M, 2F}	them ^{3+M}	them ^{3+F}
2	I	(1)	أَشْكُرْنَا	أَشْكُرِكَ	أَشْكُرُكَمَا	أَشْكُرْكُمْ	أَشْكُرْكَنَّ	أَشْكُرُهُ	أَشْكُرَهَا	أَشْكُرُهُمَا	أَشْكُرُهُمْ	أَشْكُرُهُنَّ	أَشْكُرْكَنَّ
3	We ^{2+M}	نَشْكُرُنَايَا	(2)	نَشْكُرِكَ	نَشْكُرُكَمَا	نَشْكُرْكُمْ	نَشْكُرْكَنَّ	نَشْكُرُهُ	نَشْكُرَهَا	نَشْكُرُهُمَا	نَشْكُرُهُمْ	نَشْكُرُهُنَّ	نَشْكُرْكَنَّ
4	You ^{1M}	نَشْكُرْنِي	نَشْكُرْنَا	(3)	نَشْكُرِي	نَشْكُرُكَمَا	نَشْكُرْكُمْ	نَشْكُرْكَنَّ	نَشْكُرُهُ	نَشْكُرَهَا	نَشْكُرُهُمَا	نَشْكُرُهُمْ	نَشْكُرُهُنَّ
5	You ^{1F}	نَشْكُرِينِي	نَشْكُرِينَا	نَشْكُرِيكَ	(4)	نَشْكُرِيكَمَا	نَشْكُرِيكُمْ	نَشْكُرِيكَنَّ	نَشْكُرِيهِ	نَشْكُرِيهَا	نَشْكُرِيهُمَا	نَشْكُرِيهِمْ	نَشْكُرِيهُنَّ
6	You ^{2M, 2F}	نَشْكُرَانِي	نَشْكُرَانَا	نَشْكُرَاكَ	(5)	نَشْكُرَاكَمَا	نَشْكُرَاكُمْ	نَشْكُرَاكَنَّ	نَشْكُرَايَهُ	نَشْكُرَايَهَا	نَشْكُرَايُهُمَا	نَشْكُرَايُهُمْ	نَشْكُرَايُهُنَّ
7	You ^{3+M}	نَشْكُرُونِي	نَشْكُرُونَا	نَشْكُرُواكَ	نَشْكُرُواكَمَا	(6)	نَشْكُرُواكُمْ	نَشْكُرُواكَنَّ	نَشْكُرُوهُ	نَشْكُرُوهَا	نَشْكُرُوهُمَا	نَشْكُرُوهُمْ	نَشْكُرُوهُنَّ
8	You ^{3+F}	نَشْكُرُونِي	نَشْكُرُونِي	نَشْكُرُونَكَ	نَشْكُرُونَكَمَا	نَشْكُرُونَكُمْ	(7)	نَشْكُرُونَهُ	نَشْكُرُونَهَا	نَشْكُرُونَهُمَا	نَشْكُرُونَهُمْ	نَشْكُرُونَهُنَّ	نَشْكُرُونَهُنَّ
9	He	يَشْكُرْنِي	يَشْكُرْنَا	يَشْكُرِكَ	يَشْكُرُكَمَا	يَشْكُرْكُمْ	يَشْكُرْكَنَّ	يَشْكُرُهُ	يَشْكُرَهَا	يَشْكُرُهُمَا	يَشْكُرُهُمْ	يَشْكُرُهُنَّ	يَشْكُرْكَنَّ
10	She	تَشْكُرْنِي	تَشْكُرْنَا	تَشْكُرِكَ	تَشْكُرُكَمَا	تَشْكُرْكُمْ	تَشْكُرْكَنَّ	تَشْكُرُهُ	تَشْكُرَهَا	تَشْكُرُهُمَا	تَشْكُرُهُمْ	تَشْكُرُهُنَّ	تَشْكُرْكَنَّ
11	They ^{2M}	يَشْكُرَانِي	يَشْكُرَانَا	يَشْكُرَاكَ	يَشْكُرَاكَمَا	يَشْكُرَاكُمْ	يَشْكُرَاكَنَّ	يَشْكُرَاهُ	يَشْكُرَاهَا	يَشْكُرَاهُمَا	يَشْكُرَاهُمْ	يَشْكُرَاهُنَّ	يَشْكُرَاكَنَّ
12	They ^{2F}	تَشْكُرَانِي	تَشْكُرَانَا	تَشْكُرَاكَ	تَشْكُرَاكَمَا	تَشْكُرَاكُمْ	تَشْكُرَاكَنَّ	تَشْكُرَاهُ	تَشْكُرَاهَا	تَشْكُرَاهُمَا	تَشْكُرَاهُمْ	تَشْكُرَاهُنَّ	تَشْكُرَاكَنَّ
13	They ^{3+M}	يَشْكُرُونِي	يَشْكُرُونَا	يَشْكُرُواكَ	يَشْكُرُواكَمَا	يَشْكُرُواكُمْ	يَشْكُرُواكَنَّ	يَشْكُرُوهُ	يَشْكُرُوهَا	يَشْكُرُوهُمَا	يَشْكُرُوهُمْ	يَشْكُرُوهُنَّ	يَشْكُرُواكَنَّ
14	They ^{3+F}	تَشْكُرُونِي	تَشْكُرُونَا	تَشْكُرُونَكَ	تَشْكُرُونَكَمَا	تَشْكُرُونَكُمْ	تَشْكُرُونَكَنَّ	تَشْكُرُونَهُ	تَشْكُرُونَهَا	تَشْكُرُونَهُمَا	تَشْكُرُونَهُمْ	تَشْكُرُونَهُنَّ	تَشْكُرُونَكَنَّ

Rule (1200): Double pronouns' table for the past tense verb "x thanked self"

The numbers shown in the table below are referenced in table 1190.

1	2	3	4	5	6	7
I thank myself	we thank our selves	You thank yourself		You thank yourselves		
One	Many	1M	1F	2M, 2F	3+M	3+F
أَشْكُرُ نَفْسِي	نَشْكُرُ أَنْفُسَنَا	تَشْكُرُ نَفْسَكَ	تَشْكُرِ نَفْسَكَ	تَشْكُرَا أَنْفُسَكُمَا	تَشْكُرُوا أَنْفُسَكُمْ	تَشْكُرْنَ أَنْفُسَكُنَّ

The numbers shown in the table below are not referenced in table 1170.

8	9	10	11	12
He thanks himself	She thanks herself	They ^{2M,2F} thank themselves	They ^{3+M} thank themselves	They ^{3+F} thank themselves
يَشْكُرُ نَفْسَهُ	تَشْكُرُ نَفْسَهَا	يَشْكُرَا أَنْفُسَهُمَا	يَشْكُرُوا أَنْفُسَهُمْ	تَشْكُرْنَ أَنْفُسَهُنَّ